
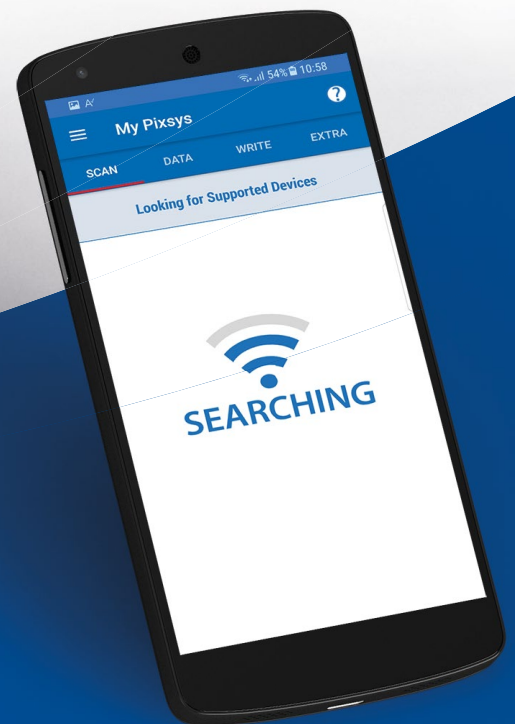


DRR224

Blue line

 Programmable by RFID /NFC
No wiring required!



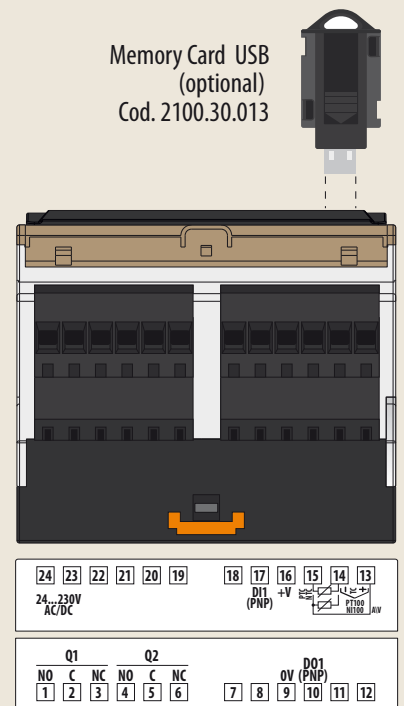
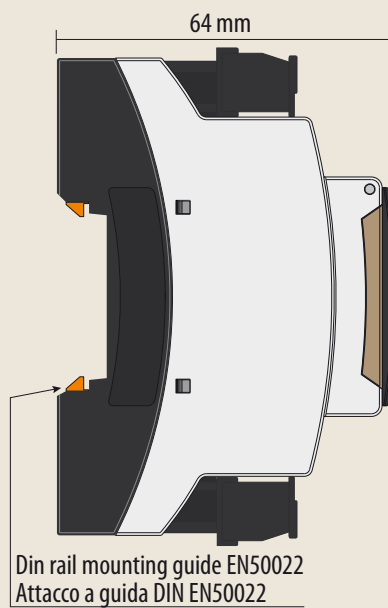
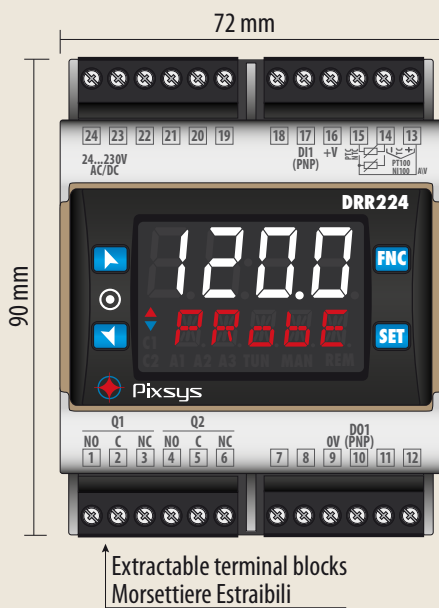
Powerful display
On-line programming Help
Dynamic smart Tune

Pixsys srl

Via Po 16, I - 30030 Mellaredo di Pianiga VE
Ph. +39 041 519 0518 • Fax +39 041 519 0027

www.pixsys.net - sales@pixsys.net





Main features

BOX	72 x 90 (front panel) x 64 mm
POWER SUPPLY	24..230 V AC / DC $\pm 15\%$ 50/60 Hz - galvanical isolation 2,5KV
POWER CONSUMPTION	8 W
DISPLAY	4 digits 0,5" white + 5 digits 0,3" red
OPERATING CONDITIONS	Temperature 0-45 °C, humidity 35..95 RH%
MATERIAL	Box and front panel PC UL94V0
WEIGHT	Approx. 210 g
SEALING	Open type, IP20 (not UL evaluated)
QUICK SET-UP OPTIONS	Memory Card, software LABSOFTVIEW, or EASY-UP codes
"MyPixsys" APP	Device setup via NFC for Android smartphone Via BT-NFC (2000.35.099) for iOS smartphone

Input

1 CONFIGURABLE	Res. 16 bit, selectable for TC type K, S, R, J, T, N, B (automatic compensation of the cold junction -25..85°C, $\pm 0,2\%$ F.S. ± 1 digit F.S.), thermoresistances PT100, PT500, PT1000, Ni100, PTC1K, NTC10K (β 3435K), process signals 0..10 V (50000 points), 0/4..20mA (40000 points), 0..60 mV (25000 points), potentiometer 1..150 K Ω (50000 points)
SAMPLING TIME	Programmable up to 2,1 ms (frequency up to 470 Hz)
1 DIGITAL INPUT	Setpoint change, Hold, Run, Tuning launch, Start / Stop, Lock configuration

Outputs

2 RELAYS	5 A - 250 V AC resistive change
1 SSR	12 / 24 V DC - 25 mA max

Software features

CONTROL ALGORITHMS	ON - OFF with hysteresis, P., P.I., P.I.D., P.D. time proportioned
TUNING	Manual or automatic
DATA PROTECTION	Lock of control / alarm setpoint / Access to parameters by password
ALARM MODES	Absolute / Threshold, Band, High / Low deviation. Alarm with optional manual reset. Loop Break Alarm function
AUTO / MANUAL FUNCTION	Output percentage command also with automatic change in case of sensor failure
DOUBLE P.I.D.	Heating / Cooling P.I.D.
SOFT-START	Rising gradient expressed as Degrees / Hour or fixed output percentage
OPEN / CLOSE LOGIC	Open / Close logic for motorized valves

Ordering codes

DRR224-12ABC	1 Analogue Input + 2 Relays 5A + 1 SSR + 1 Digital Input
--------------	--